VRD

ZAWÓR REGULACJI OPUSZCZANIA

ADJUSTABLE DESCENT CONTROL VALVE

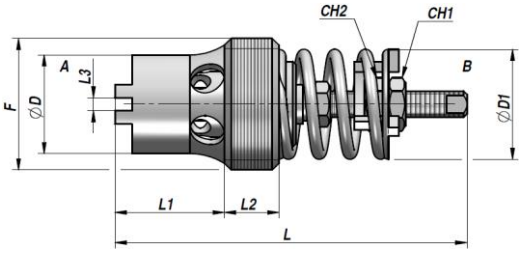

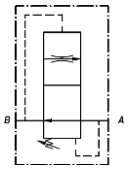

Kod *Code*	F BSP	Q MAX l/min B > A	Q MAX l/min A > B	P MAX bar	Typ *Type*	L	L1	L2	L3	ØD	ØD1	CH1	CH2	kg x 100
VCG501.100*00	1/4"	10	25	300	VRD 010-*	39	11.5	8.0	-	10,0	10,0	5,5	5,5	1,20
VCG501.200*00	3/8"	25	50	300	VRD 020-*	45	16.0	6,0	2	11.5	13.5	6.0	7.0	2,20
VCG501.300*00	1/2"	67	90	300	VRD 030-*	50	17.0	7,0	2	16,0	18,0	6.0	7.0	3,60
VCG501.400*00	3/4"	150	220	300	VRD 040-*	60	21.5	9,5	2	20,0	23,0	6.0	7.0	6,90

*** = Zakresy przepływów - *Flow Range* (l/min - 50 bar) :**

* VRD 010: **1**=(1.0-1.6) - **2**=(1.6-2.5) - **3**=(2.5-4.0) - **4**=(4.0-6.3) - **5**=(6.3-10)

* VRD 020: **1**=(2.5-4.0) - **2**=(4.0-6.3) - **3**=(6.3-10) - **4**=(10-16) - **5**=(16-25)

* VRD 030: **1**=(16-21) - **2**=(21-28) - **3**=(28-37) - **4**=(37-50) - **5**=(50-67)

* VRD 040: **1**=(37-50) - **2**=(50-67) - **3**=(67-90) - **4**=(90-120) - **5**=(120-150)

MATERIAŁ KORPUSU : STAL
BODY MATERIAL : STEEL

NABÓJ
CARTRIDGE

CMF x VRD CFF x VRD

ADAPTERY ZAWORU "VRD"

"VRD" VALVE ADAPTER

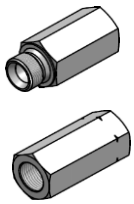

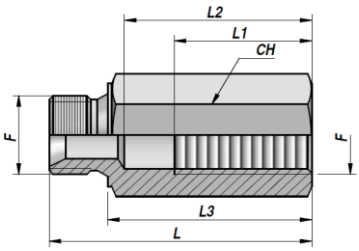

TYPE CMF

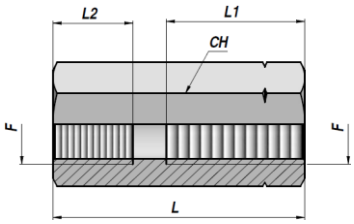

TYPE CFF

Kod *Code*		F BSP	P MAX bar	Typ *Type*	L	L1	L2	L3	CH	kg x 100
				MĘSKI-ŻEŃSKI *MALE - FEMALE*						
VCG502.100000	NEW!	1/4"	350	CMFxVRD-010	76	41	61	66	19	9.00
VCG502.200000		3/8"	350	CMFxVRD-020	82	41	63	70	22	11,00
VCG502.300000		1/2"	350	CMFxVRD-030	100	45	79	86	27	16,50
VCG502.400000		3/4"	300	CMFxVRD-040	112	55	86	96	32	25,00
				ŻEŃSKI-ŻEŃSKI *FEMALE - FEMALE*						
VCG503.100000	NEW!	1/4"	350	CFFxVRD-010	66	34	12	-	19	8.00
VCG503.200000		3/8"	350	CFFxVRD-020	70	37	14	-	22	11.00
VCG503.300000		1/2"	350	CFFxVRD-030	80	41	16	-	27	16,50
VCG503.400000		3/4"	300	CFFxVRD-040	100	54	19	-	32	25,00

MATERIAŁ : STAL
MATERIAL : STEEL