MCM-MCMS

SILNIK "Z-J HYDRAULIC" — ***"Z-J HYDRAULIC" MOTOR***

WAŁEK OKRĄGŁY Ø16 — ***PARALLEL SHAFT Ø16***

BEZ KOŁNIERZA — ***WITHOUT FLANGE***

PORTY OLEJOWE Z TYŁU - *REAR PORTS*

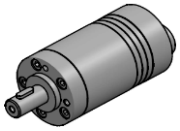

MALOWANY NA CZARNO
BLACK PAINTED

POSIADA PORT NA PRZECIEKI WEW.
MACHINED FOR DRAIN CONNECTION

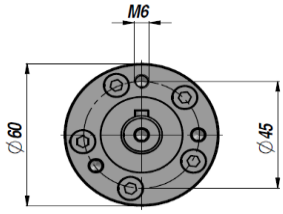

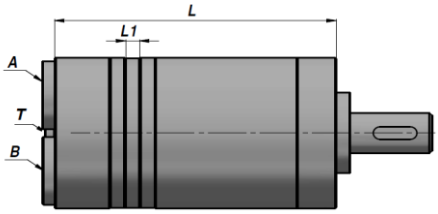

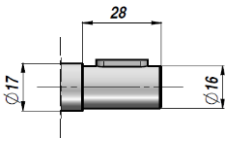

WBUDOWANY ZAWÓR ZWROTNY
BUILT-IN CHECK VALVES

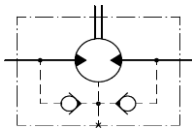

Kod *Code*	Typ *Type*	cm3/obr *cm3/rev*	n. Max obr/min *rpm*	M Max daNm	Q Max l/min	P MAX bar Spadek *Drop* Δp	Zasilanie *Inlet*	Powrót *Return*	A - B	T	L	L1	kg
			PRACA CIĄGŁA - *CONTINUOUS WORK*										
MCM00008C0	MC-M 08 C	8.2	1950	11	16	100	140	140*	3/8"	1/8"	104,0	3.5	1,90
MCM00012C0	MC-M 12 C	12,9	1550	16	20	100	140	140*			106,0	5.5	2,00
MCM00020C0	MC-M 20 C	19,9	1000	25	20	100	140	140*			109,0	8.5	2,10
MCM00032C0	MC-M 32 C	31,6	630	40	20	100	140	140*			114,0	13,5	2,20
MCM00040C0	MC-M 40 C	39,8	500	45	20	90	140	140*			117,5	17,0	2,30
MCM00050C0	MC-M 50 C	50,3	400	46	20	70	140	140*			122,0	21,5	2,40

* = Z DRENAŻEM - *WITH DRAIN*

PORTY OLEJOWE Z BOKU - *SIDE PORTS*



MALOWANY NA CZARNO
BLACK PAINTED

POSIADA PORT NA PRZECIEKI WEW.
MACHINED FOR DRAIN CONNECTION

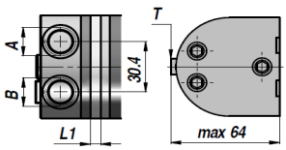

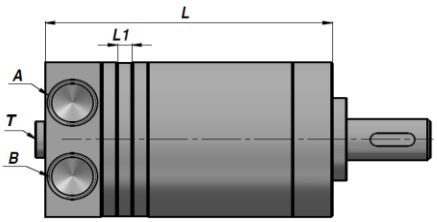

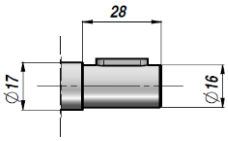

WBUDOWANY ZAWÓR ZWROTNY
BUILT-IN CHECK VALVES

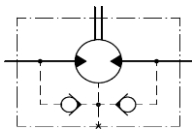

Kod *Code*	Typ *Type*	cm3/obr *cm3/rev*	n. Max obr/min *rpm*	M Max daNm	Q Max l/min	P MAX bar Spadek *Drop* Δp	Zasilanie *Inlet*	Powrót *Return*	A - B	T	L	L1	kg
			PRACA CIĄGŁA - *CONTINUOUS WORK*										
MCM00S08C0	MC-MS 08 C	8.2	1950	11	16	100	140	140*	3/8"	1/8"	105,0	3.5	1,90
MCM00S12C0	MC-MS 12 C	12,9	1550	16	20	100	140	140*			107,0	5.5	2,00
MCM00S20C0	MC-MS 20 C	19,9	1000	25	20	100	140	140*			110,0	8.5	2,10
MCM00S32C0	MC-MS 32 C	31,6	630	40	20	100	140	140*			115,0	13,5	2,20
MCM00S40C0	MC-MS 40 C	39,8	500	45	20	90	140	140*			118,5	17,0	2,30
MCM00S50C0	MC-MS 50 C	50,3	400	46	20	70	140	140*			123,0	21,5	2,40

* = Z DRENAŻEM - *WITH DRAIN*

MAX. CIŚNIENIE NA POWROCIE BEZ PODŁĄCZONEGO DRENAŻU
MAX. RETURN PRESSURE WITHOUT DRAIN

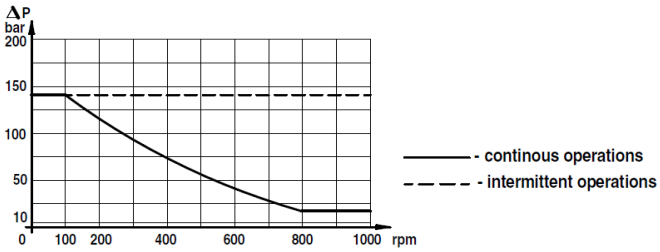

DOPUSZCZALNE OBCIĄŻENIE WAŁKA
PERMISSIBLE SHAFT LOADS

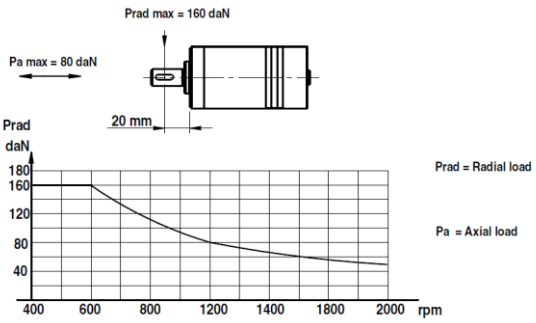

HYDRO WORKS